



# Round 3 : April 28 - 30 Queensland Raceway



ASBK.COM.AU f t i y

## bLU cRU OCEANIA JUNIOR CUP Qualifying 2

Date: 29/04/23  
Event: Q05  
Weather: High cloud - Temp.: 26.2C  
Track: Dry - Temp: 31.7C


Started at: 10:53:13  
Laps: 15 Min  
Starters: 19  
Posted at: 11:19


### PROVISIONAL CLASSIFICATION

Pos	No	Name	Machine	Fastest Lap	On Lap	Behind Leader	Behind Prev	Top Speed
1	74	Bodie PAIGE (QLD) / bLU cRU Yamaha / FIM Oceania / MA / Ricondi / Yamalube / Dunlop / Shark	Yamaha YZF-R15	1:34.256	6 of 9			144
2	48	Valentino KNEZOVIC (NSW) / bLU cRU Yamaha / FIM Oceania / MA / Ricondi / Yamalube / Dunlop / Shark	Yamaha YZF-R15	1:34.860	5 of 6	.604	.604	139
3	42	Riley NAUTA (QLD) / bLU cRU Yamaha / FIM Oceania / MA / Ricondi / Yamalube / Dunlop / Shark	Yamaha YZF-R15	1:34.867	6 of 9	.611	.007	146
4	69	Archie SCHMIDT (SA) / bLU cRU Yamaha / FIM Oceania / MA / Ricondi / Yamalube / Dunlop / Shark	Yamaha YZF-R15	1:34.951	6 of 9	.695	.084	144
5	43	John PELGRAVE (QLD) / bLU cRU Yamaha / FIM Oceania / MA / Ricondi / Yamalube / Dunlop / Shark	Yamaha YZF-R15	1:35.186	7 of 9	.930	.235	145
6	61	Ella McCAUSLAND (VIC) / bLU cRU Yamaha / FIM Oceania / MA / Ricondi / Yamalube / Dunlop / Shark	Yamaha YZF-R15	1:35.305	7 of 9	1.049	.119	144
7	37	Alexander CODEY (NSW) / bLU cRU Yamaha / FIM Oceania / MA / Ricondi / Yamalube / Dunlop / Shark	Yamaha YZF-R15	1:35.388	7 of 9	1.132	.083	145
8	40	Hunter CORNEY (QLD) / bLU cRU Yamaha / FIM Oceania / MA / Ricondi / Yamalube / Dunlop / Shark	Yamaha YZF-R15	1:36.361	9 of 9	2.105	.973	140
9	18	Elijah ANDREW (NSW) / bLU cRU Yamaha / FIM Oceania / MA / Ricondi / Yamalube / Dunlop / Shark	Yamaha YZF-R15	1:36.544	9 of 9	2.288	.183	142
10	99	Nixon FROST (VIC) / bLU cRU Yamaha / FIM Oceania / MA / Ricondi / Yamalube / Dunlop / Shark	Yamaha YZF-R15	1:36.648	6 of 9	2.392	.104	141
11	55	Jake PAIGE (QLD) / bLU cRU Yamaha / FIM Oceania / MA / Ricondi / Yamalube / Dunlop / Shark	Yamaha YZF-R15	1:36.679	9 of 9	2.423	.031	142
12	36	Rikki HENRY (SA) / bLU cRU Yamaha / FIM Oceania / MA / Ricondi / Yamalube / Dunlop / Shark	Yamaha YZF-R15	1:37.420	7 of 8	3.164	.741	142
13	73	Hunter CHARLETT (VIC) / bLU cRU Yamaha / FIM Oceania / MA / Ricondi / Yamalube / Dunlop / Shark	Yamaha YZF-R15	1:37.528	8 of 9	3.272	.108	140
14	23	Jed FYFFE (NSW) / bLU cRU Yamaha / FIM Oceania / MA / Ricondi / Yamalube / Dunlop / Shark	Yamaha YZF-R15	1:37.555	3 of 9	3.299	.027	138
15	17	Haydn FORDYCE (VIC) / bLU cRU Yamaha / FIM Oceania / MA / Ricondi / Yamalube / Dunlop / Shark	Yamaha YZF-R15	1:37.563	7 of 8	3.307	.008	141
16	26	Oscar LEWIS (NSW) / bLU cRU Yamaha / FIM Oceania / MA / Ricondi / Yamalube / Dunlop / Shark	Yamaha YZF-R15	1:38.326	8 of 8	4.070	.763	136
17	20	Isaac AYAD (NSW) / bLU cRU Yamaha / FIM Oceania / MA / Ricondi / Yamalube / Dunlop / Shark	Yamaha YZF-R15	1:38.867	4 of 6	4.611	.541	141
18	16	Rossi McADAM (WA) / bLU cRU Yamaha / FIM Oceania / MA / Ricondi / Yamalube / Dunlop / Shark	Yamaha YZF-R15	1:39.875	2 of 9	5.619	1.008	139
19	11	Nikolas LAZOS (VIC) / bLU cRU Yamaha / FIM Oceania / MA / Ricondi / Yamalube / Dunlop / Shark	Yamaha YZF-R15	1:41.332	4 of 9	7.076	1.457	139

New qualifying record for OJC class - Previous: 1:35.422 by Riley NAUTA (QLD) on a Yamaha YZF-R15 set on 29/04/23

The results are provisional until the end of the time limit for protests and appeals.

  
Chief Timekeeper - Scott Lain

  
Clerk of Course - Ian Mayberry



www.computime.com.au  
COMPUTIME RACE TIMING SYSTEMS PTY LTD





# Round 3 : April 28 - 30 Queensland Raceway



ASBK.COM.AU f t i y

## bLU cRU OCEANIA JUNIOR CUP Qualifying 2


Date: 29/04/23  
Event: Q05  
Weather: High cloud - Temp.: 26.2C  
Track: Dry - Temp: 31.7C


Started at: 10:53:13  
Laps: 15 Min  
Starters: 19  
Posted at: 11:19

### PROVISIONAL LAP TIMES

No	Name	Lap 1	Lap 2	Lap 3	Lap 4	Lap 5	Lap 6	Lap 7	Lap 8	Lap 9
11	Nikolas LAZOS (VIC)	1:55.155	1:43.760	1:42.992	<b>1:41.332</b>	1:42.565	1:42.992	1:43.653	1:46.179	1:46.988
16	Rossi McADAM (WA)	1:55.431	<b>1:39.875</b>	1:42.148	1:42.606	1:48.609	1:42.847	1:43.600	1:42.952	1:42.611
17	Haydn FORDYCE (VIC)	1:50.267	1:38.344	1:37.962	2:05.861	2:08.649	1:49.918	<b>1:37.563</b>	1:38.001	
18	Elijah ANDREW (NSW)	1:56.818	1:39.652	1:39.187	1:38.038	1:38.919	1:38.087	1:37.941	1:36.978	<b>1:36.544</b>
20	Isaac AYAD (NSW)	2:06.871	1:42.520	1:40.622	<b>1:38.867</b>	1:39.102	1:39.440			
23	Jed FYFFE (NSW)	2:23.332	1:38.449	<b>1:37.555</b>	1:39.017	1:39.326	1:38.677	1:38.003	1:37.988	1:38.446
26	Oscar LEWIS (NSW)	1:52.838	1:39.408	1:38.687	1:39.445	1:39.212	2:03.418	1:59.574	<b>1:38.326</b>	
36	Rikki HENRY (SA)	1:53.281	2:12.029	2:13.254	1:38.753	1:38.621	1:38.645	<b>1:37.420</b>	1:38.086	
37	Alexander CODEY (NSW)	1:49.057	1:37.691	1:37.621	1:37.325	1:37.511	1:35.533	<b>1:35.388</b>	1:35.935	1:38.711
40	Hunter CORNEY (QLD)	2:10.265	1:37.176	1:37.411	1:36.950	1:36.695	1:36.898	1:36.493	1:36.397	<b>1:36.361</b>
42	Riley NAUTA (QLD)	1:46.882	1:38.219	1:35.181	1:36.779	1:40.164	<b>1:34.867</b>	1:35.353	1:35.674	1:39.078
43	John PELGRAVE (QLD)	1:52.456	1:36.126	1:38.467	1:36.840	1:37.288	1:35.692	<b>1:35.186</b>	1:36.139	1:38.106
48	Valentino KNEZOVIC (NSW)	2:24.497	1:39.762	1:36.174	1:35.659	<b>1:34.860</b>	1:42.604			
55	Jake PAIGE (QLD)	1:52.324	1:38.280	1:37.346	1:38.127	1:37.697	1:50.547	1:37.728	1:38.828	<b>1:36.679</b>
61	Ella McCAUSLAND (VIC)	1:49.517	1:37.991	1:39.498	1:36.352	1:35.712	1:35.599	<b>1:35.305</b>	1:35.992	1:38.080
69	Archie SCHMIDT (SA)	2:04.322	1:35.676	1:36.300	1:39.115	1:36.702	<b>1:34.951</b>	1:35.147	1:38.266	1:36.403
73	Hunter CHARLETT (VIC)	1:54.058	1:41.713	1:40.013	1:39.173	1:38.760	1:40.389	1:38.043	<b>1:37.528</b>	1:38.224
74	Bodie PAIGE (QLD)	2:04.248	1:35.735	1:38.232	1:37.122	1:36.410	<b>1:34.256</b>	1:36.559	1:37.916	1:37.681
99	Nixon FROST (VIC)	1:52.497	1:37.901	1:37.242	1:37.880	1:37.924	<b>1:36.648</b>	1:37.595	1:38.003	1:38.534

The results are provisional until the end of the time limit for protests and appeals.

  
Chief Timekeeper - Scott Lain

  
Clerk of Course - Ian Mayberry



[www.computime.com.au](http://www.computime.com.au)  
COMPUTIME RACE TIMING SYSTEMS PTY LTD





# Round 3 : April 28 - 30 Queensland Raceway



ASBK.COM.AU f t i y

## bLU cRU OCEANIA JUNIOR CUP Qualifying 2

Date: 29/04/23  
Event: Q05  
Weather: High cloud - Temp.: 26.2C  
Track: Dry - Temp: 31.7C

Started at: 10:53:13  
Laps: 15 Min  
Starters: 19  
Posted at: 11:19

### PROVISIONAL SPLIT TIMES

Lap	Split 1	Split 2	Split 3	Lap Time	Spd	Lap	Split 1	Split 2	Split 3	Lap Time	Spd
<b>11 Nikolas LAZOS (VIC) (19th)</b>						5	33.678	34.795	30.446	1:38.919	137
1	46.939	35.994	32.222	1:55.155	132	6	33.690	34.204	30.193	1:38.087	139
2	36.073	36.187	31.500	1:43.760	132	7	33.121	34.641	30.179	1:37.941	137
3	35.466	36.074	31.452	1:42.992	134	8	<b>32.680</b>	34.165	30.133	1:36.978	142
4	<b>34.850</b>	<b>35.037</b>	<b>31.445</b>	<b>1:41.332</b>	139	9	32.787	<b>34.044</b>	<b>29.713</b>	<b>1:36.544</b>	141
5	35.388	35.453	31.724	1:42.565	131	<b>20 Isaac AYAD (NSW) (17th)</b>					
6	35.631	35.684	31.677	1:42.992	131	1	56.194	37.261	33.416	2:06.871	128
7	35.208	35.122	33.323	1:43.653	130	2	35.188	36.160	31.172	1:42.520	130
8	36.610	36.781	32.788	1:46.179	121	3	34.572	34.627	31.423	1:40.622	139
9	36.927	37.421	32.640	1:46.988	122	4	<b>33.790</b>	34.466	<b>30.611</b>	<b>1:38.867</b>	141
<b>16 Rossi McADAM (WA) (18th)</b>						5	34.153	<b>34.232</b>	30.717	1:39.102	139
1	48.123	35.586	31.722	1:55.431	135	6	34.188	34.456	30.796	1:39.440	136
2	<b>33.913</b>	<b>35.178</b>	<b>30.784</b>	<b>1:39.875</b>	139	<b>23 Jed FYFFE (NSW) (14th)</b>					
3	34.049	35.934	32.165	1:42.148	136	1	1:11.048	41.114	31.170	2:23.332	75
4	35.093	36.075	31.438	1:42.606	133	2	33.440	34.596	30.413	1:38.449	138
5	38.216	38.086	32.307	1:48.609	124	3	<b>33.127</b>	<b>34.226</b>	<b>30.202</b>	<b>1:37.555</b>	137
6	35.238	35.812	31.797	1:42.847	128	4	33.935	34.451	30.631	1:39.017	136
7	35.812	35.975	31.813	1:43.600	127	5	33.545	35.004	30.777	1:39.326	136
8	35.562	35.914	31.476	1:42.952	127	6	33.573	34.516	30.588	1:38.677	136
9	35.218	35.934	31.459	1:42.611	130	7	33.239	34.286	30.478	1:38.003	136
<b>17 Haydn FORDYCE (VIC) (15th)</b>						8	33.264	34.326	30.398	1:37.988	136
1	44.741	34.783	30.743	1:50.267	141	9	33.725	34.358	30.363	1:38.446	135
2	<b>33.010</b>	34.634	30.700	1:38.344	140	<b>26 Oscar LEWIS (NSW) (16th)</b>					
3	33.129	34.452	30.381	1:37.962	138	1	47.077	34.742	31.019	1:52.838	135
4	33.157	34.340	58.364	2:05.861	138	2	33.731	34.603	31.074	1:39.408	136
5	56.629	38.329	33.691	2:08.649	107	3	33.629	34.341	30.717	1:38.687	136
6	40.034	38.376	31.508	1:49.918	112	4	33.615	34.997	30.833	1:39.445	136
7	33.040	<b>34.175</b>	30.348	<b>1:37.563</b>	137	5	33.742	34.656	30.814	1:39.212	135
8	33.574	34.235	<b>30.192</b>	1:38.001	136	6	33.984	34.311	55.123	2:03.418	136
<b>18 Elijah ANDREW (NSW) (9th)</b>						7	46.331	34.554	38.689	1:59.574	133
1	50.475	35.337	31.006	1:56.818	134	8	<b>33.527</b>	<b>34.296</b>	<b>30.503</b>	<b>1:38.326</b>	135
2	33.346	35.467	30.839	1:39.652	138	<b>36 Rikki HENRY (SA) (12th)</b>					
3	33.546	34.876	30.765	1:39.187	137	1	47.851	34.821	30.609	1:53.281	138
4	32.894	34.725	30.419	1:38.038	138						

*Scott Lain*  
Chief Timekeeper - Scott Lain

*Ian Mayberry*  
Clerk of Course - Ian Mayberry



www.computime.com.au  
COMPUTIME RACE TIMING SYSTEMS PTY LTD







# Round 3 : April 28 - 30 Queensland Raceway



ASBK.COM.AU f t i y

## bLU cRU OCEANIA JUNIOR CUP Qualifying 2

Date: 29/04/23  
Event: Q05  
Weather: High cloud - Temp.: 26.2C  
Track: Dry - Temp: 31.7C

Started at: 10:53:13  
Laps: 15 Min  
Starters: 19  
Posted at: 11:19

### PROVISIONAL SPLIT TIMES

Lap	Split 1	Split 2	Split 3	Lap Time	Spd	Lap	Split 1	Split 2	Split 3	Lap Time	Spd
2	33.387	34.760	1:03.882	2:12.029	138	7	32.590	33.330	<b>29.433</b>	1:35.353	138
3	1:04.003	36.635	32.616	2:13.254	127	8	32.814	33.187	29.673	1:35.674	141
4	33.479	34.780	30.494	1:38.753	137	9	33.607	35.284	30.187	1:39.078	141
5	33.333	34.862	30.426	1:38.621	138	<b>43 John PELGRAVE (QLD) (5th)</b>					
6	33.282	35.182	30.181	1:38.645	137	1	48.455	33.870	30.131	1:52.456	136
7	<b>33.022</b>	<b>34.246</b>	30.152	<b>1:37.420</b>	142	2	32.184	33.576	30.366	1:36.126	142
8	33.577	34.878	<b>29.631</b>	1:38.086	131	3	33.783	34.588	30.096	1:38.467	135
<b>37 Alexander CODEY (NSW) (7th)</b>						4	33.125	33.576	30.139	1:36.840	138
1	44.031	34.329	30.697	1:49.057	141	5	33.540	33.660	30.088	1:37.288	136
2	33.363	34.300	30.028	1:37.691	139	6	32.485	<b>33.526</b>	29.681	1:35.692	139
3	33.199	34.357	30.065	1:37.621	139	7	<b>32.025</b>	33.529	<b>29.632</b>	<b>1:35.186</b>	145
4	33.494	33.920	29.911	1:37.325	138	8	32.660	33.738	29.741	1:36.139	141
5	33.478	34.278	29.755	1:37.511	135	9	32.883	34.229	30.994	1:38.106	138
6	<b>32.229</b>	33.810	<b>29.494</b>	1:35.533	141	<b>48 Valentino KNEZOVIC (NSW) (2nd)</b>					
7	32.439	<b>33.337</b>	29.612	<b>1:35.388</b>	145	1	1:01.824	45.738	36.935	2:24.497	94
8	32.350	33.877	29.708	1:35.935	138	2	34.463	33.879	31.420	1:39.762	133
9	32.699	33.959	32.053	1:38.711	139	3	33.046	33.573	29.555	1:36.174	139
<b>40 Hunter CORNEY (QLD) (8th)</b>						4	32.342	33.803	29.514	1:35.659	136
1	1:04.400	34.688	31.177	2:10.265	137	5	<b>32.179</b>	<b>33.437</b>	<b>29.244</b>	<b>1:34.860</b>	139
2	32.996	34.047	30.133	1:37.176	140	6	32.774	36.765	33.065	1:42.604	130
3	33.299	33.939	30.173	1:37.411	137	<b>55 Jake PAIGE (QLD) (11th)</b>					
4	33.097	33.902	29.951	1:36.950	138	1	46.929	34.711	30.684	1:52.324	134
5	<b>32.855</b>	33.842	29.998	1:36.695	137	2	33.522	34.245	30.513	1:38.280	137
6	33.038	33.944	29.916	1:36.898	138	3	33.071	33.970	30.305	1:37.346	137
7	32.890	33.740	29.863	1:36.493	137	4	33.396	34.283	30.448	1:38.127	136
8	32.895	33.757	29.745	1:36.397	137	5	33.082	34.305	30.310	1:37.697	137
9	33.002	<b>33.674</b>	<b>29.685</b>	<b>1:36.361</b>	137	6	42.756	37.434	30.357	1:50.547	98
<b>42 Riley NAUTA (QLD) (3rd)</b>						7	32.965	34.409	30.354	1:37.728	142
1	44.217	33.219	29.446	1:46.882	139	8	33.307	35.373	<b>30.148</b>	1:38.828	136
2	32.874	33.517	31.828	1:38.219	146	9	<b>32.790</b>	<b>33.706</b>	30.183	<b>1:36.679</b>	141
3	32.606	33.055	29.520	1:35.181	142	<b>61 Ella McCausland (VIC) (6th)</b>					
4	33.012	33.904	29.863	1:36.779	140	1	44.298	34.402	30.817	1:49.517	140
5	34.050	34.776	31.338	1:40.164	135	2	33.031	34.039	30.921	1:37.991	140
6	<b>32.527</b>	<b>32.872</b>	29.468	<b>1:34.867</b>	141						

*Scott Laine*  
Chief Timekeeper - Scott Laine

*Ian Mayberry*  
Clerk of Course - Ian Mayberry





# Round 3 : April 28 - 30 Queensland Raceway



ASBK.COM.AU f t i y

## bLU cRU OCEANIA JUNIOR CUP Qualifying 2

Date: 29/04/23  
Event: Q05  
Weather: High cloud - Temp.: 26.2C  
Track: Dry - Temp: 31.7C

Started at: 10:53:13  
Laps: 15 Min  
Starters: 19  
Posted at: 11:19

### PROVISIONAL SPLIT TIMES

Lap	Split 1	Split 2	Split 3	Lap Time	Spd	Lap	Split 1	Split 2	Split 3	Lap Time	Spd
3	34.121	34.010	31.367	1:39.498	139	8	<b>32.669</b>	<b>34.103</b>	30.756	<b>1:37.528</b>	140
4	32.803	33.670	29.879	1:36.352	138	9	33.386	34.475	30.363	1:38.224	140
5	32.104	33.446	30.162	1:35.712	144	<b>74 Bodie PAIGE (QLD) (1st)</b>					
6	32.593	<b>33.291</b>	<b>29.715</b>	1:35.599	139	1	59.984	34.102	30.162	2:04.248	136
7	<b>32.063</b>	33.411	29.831	<b>1:35.305</b>	142	2	32.636	33.263	29.836	1:35.735	138
8	32.751	33.476	29.765	1:35.992	138	3	35.114	33.977	29.141	1:38.232	126
9	32.967	34.119	30.994	1:38.080	137	4	32.813	33.985	30.324	1:37.122	140
<b>69 Archie SCHMIDT (SA) (4th)</b>						5	33.059	33.652	29.699	1:36.410	136
1	59.781	34.463	30.078	2:04.322	140	6	<b>32.212</b>	<b>32.945</b>	<b>29.099</b>	<b>1:34.256</b>	142
2	32.702	33.510	29.464	1:35.676	143	7	32.320	33.818	30.421	1:36.559	138
3	32.831	33.748	29.721	1:36.300	139	8	32.629	34.912	30.375	1:37.916	135
4	33.631	35.217	30.267	1:39.115	124	9	33.132	34.326	30.223	1:37.681	144
5	32.863	34.433	<b>29.406</b>	1:36.702	139	<b>99 Nixon FROST (VIC) (10th)</b>					
6	32.173	33.348	29.430	<b>1:34.951</b>	143	1	46.902	34.815	30.780	1:52.497	140
7	<b>32.086</b>	<b>33.344</b>	29.717	1:35.147	144	2	33.359	34.617	<b>29.925</b>	1:37.901	139
8	32.783	33.684	31.799	1:38.266	140	3	32.966	34.145	30.131	1:37.242	141
9	32.650	34.067	29.686	1:36.403	140	4	33.657	34.145	30.078	1:37.880	137
<b>73 Hunter CHARLETT (VIC) (13th)</b>						5	33.022	34.972	29.930	1:37.924	136
1	46.320	36.048	31.690	1:54.058	134	6	<b>32.872</b>	<b>33.767</b>	30.009	<b>1:36.648</b>	140
2	34.099	35.800	31.814	1:41.713	135	7	33.302	34.088	30.205	1:37.595	138
3	34.003	35.141	30.869	1:40.013	134	8	33.295	34.567	30.141	1:38.003	137
4	33.698	34.809	30.666	1:39.173	135	9	33.553	34.290	30.691	1:38.534	134
5	33.509	34.799	30.452	1:38.760	136						
6	34.308	35.399	30.682	1:40.389	135						
7	33.440	34.588	<b>30.015</b>	1:38.043	138						

The results are provisional until the end of the time limit for protests and appeals.

*Scott Laine*  
Chief Timekeeper - Scott Laine

*Ian Mayberry*  
Clerk of Course - Ian Mayberry



www.computime.com.au  
COMPUTIME RACE TIMING SYSTEMS PTY LTD





# Round 3 : April 28 - 30 Queensland Raceway



ASBK.COM.AU f t i y

## bLU cRU OCEANIA JUNIOR CUP Qualifying 2

Date: 29/04/23  
Event: Q05  
Weather: High cloud - Temp.: 26.2C  
Track: Dry - Temp: 31.7C

Started at: 10:53:13  
Laps: 15 Min  
Starters: 19  
Posted at: 11:19

### PROVISIONAL FASTEST LAPS SEQUENCE

Race Time	No	Name	Machine	Fastest Lap	On Lap
1:57.380	55	Jake PAIGE (QLD)	Yamaha YZF-R15	1:52.324	1
2:26.012	42	Riley NAUTA (QLD)	Yamaha YZF-R15	1:46.882	1
3:35.660	55	Jake PAIGE (QLD)	Yamaha YZF-R15	1:38.280	2
4:01.461	74	Bodie PAIGE (QLD)	Yamaha YZF-R15	1:35.735	2
4:01.638	69	Archie SCHMIDT (SA)	Yamaha YZF-R15	1:35.676	2
5:39.412	42	Riley NAUTA (QLD)	Yamaha YZF-R15	1:35.181	3
10:27.481	74	Bodie PAIGE (QLD)	Yamaha YZF-R15	1:34.256	6

The results are provisional until the end of the time limit for protests and appeals.

*Scott Lain*  
.....  
Chief Timekeeper - Scott Lain

*Ian Mayberry*  
.....  
Clerk of Course - Ian Mayberry



[www.computime.com.au](http://www.computime.com.au)  
COMPUTIME RACE TIMING SYSTEMS PTY LTD





# Round 3 : April 28 - 30

## Queensland Raceway



ASBK.COM.AU f t i y

### bLU cRU OCEANIA JUNIOR CUP

#### Qualifying 2

Date: 29/04/23  
 Event: Q05  
 Weather: High cloud - Temp.: 26.2C  
 Track: Dry - Temp: 31.7C

Started at: 10:53:13  
 Laps: 15 Min  
 Starters: 19  
 Posted at: 11:19

### PROVISIONAL BEST PARTIAL TIMES

Pos	Split 1		Split 2		Split 3		LAP		
	Name	Time	Name	Time	Name	Time	Name	Ideal	Fastest
1	J. PELGRAVE	32.025	R. NAUTA	32.872	B. PAIGE	29.099	B. PAIGE	1:34.256	1:34.256
2	E. McCAUSLAND	32.063	B. PAIGE	32.945	V. KNEZOVIC	29.244	R. NAUTA	1:34.832	1:34.867
3	A. SCHMIDT	32.086	E. McCAUSLAND	33.291	A. SCHMIDT	29.406	A. SCHMIDT	1:34.836	1:34.951
4	V. KNEZOVIC	32.179	A. CODEY	33.337	R. NAUTA	29.433	V. KNEZOVIC	1:34.860	1:34.860
5	B. PAIGE	32.212	A. SCHMIDT	33.344	A. CODEY	29.494	A. CODEY	1:35.060	1:35.388
6	A. CODEY	32.229	V. KNEZOVIC	33.437	R. HENRY	29.631	E. McCAUSLA	1:35.069	1:35.305
7	R. NAUTA	32.527	J. PELGRAVE	33.526	J. PELGRAVE	29.632	J. PELGRAVE	1:35.183	1:35.186
8	H. CHARLETT	32.669	H. CORNEY	33.674	H. CORNEY	29.685	H. CORNEY	1:36.214	1:36.361
9	E. ANDREW	32.680	J. PAIGE	33.706	E. ANDREW	29.713	E. ANDREW	1:36.437	1:36.544
10	J. PAIGE	32.790	N. FROST	33.767	E. McCAUSLAND	29.715	N. FROST	1:36.564	1:36.648
11	H. CORNEY	32.855	E. ANDREW	34.044	N. FROST	29.925	J. PAIGE	1:36.644	1:36.679
12	N. FROST	32.872	H. CHARLETT	34.103	H. CHARLETT	30.015	H. CHARLETT	1:36.787	1:37.528
13	H. FORDYCE	33.010	H. FORDYCE	34.175	J. PAIGE	30.148	R. HENRY	1:36.899	1:37.420
14	R. HENRY	33.022	J. FYFFE	34.226	H. FORDYCE	30.192	H. FORDYCE	1:37.377	1:37.563
15	J. FYFFE	33.127	I. AYAD	34.232	J. FYFFE	30.202	J. FYFFE	1:37.555	1:37.555
16	O. LEWIS	33.527	R. HENRY	34.246	O. LEWIS	30.503	O. LEWIS	1:38.326	1:38.326
17	I. AYAD	33.790	O. LEWIS	34.296	I. AYAD	30.611	I. AYAD	1:38.633	1:38.867
18	R. McADAM	33.913	N. LAZOS	35.037	R. McADAM	30.784	R. McADAM	1:39.875	1:39.875
19	N. LAZOS	34.850	R. McADAM	35.178	N. LAZOS	31.445	N. LAZOS	1:41.332	1:41.332

The results are provisional until the end of the time limit for protests and appeals.

*Scott Lain*  
 Chief Timekeeper - Scott Lain

*Ian Mayberry*  
 Clerk of Course - Ian Mayberry



www.computime.com.au  
 COMPUTIME RACE TIMING SYSTEMS PTY LTD







# Round 3 : April 28 - 30 Queensland Raceway



ASBK.COM.AU f t i y

## bLU cRU OCEANIA GP JUNIOR CUP EVENTS 2, 12, & 16

### PROVISIONAL MERGED GRID SHEET

Date: 29/04/23

Posted at: 11:19



1	74	1	B. PAIGE 1:34.256	2	48	V. KNEZOVIC 1:34.860	3	42	R. NAUTA 1:34.867	
2		4	69	A. SCHMIDT 1:34.951	5	43	J. PELGRAVE 1:35.186	6	61	E. McCAUSLAND 1:35.305
3	37	7	A. CODEY 1:35.388	8	36	R. HENRY 1:35.770	9	40	H. CORNEY 1:36.314	
4		10	18	E. ANDREW 1:36.544	11	17	H. FORDYCE 1:36.618	12	99	N. FROST 1:36.648
5	55	13	J. PAIGE 1:36.679	14	23	J. FYFFE 1:36.840	15	26	O. LEWIS 1:36.909	
6		16	73	H. CHARLETT 1:37.228	17	16	R. McADAM 1:39.834	18	11	N. LAZOS 1:41.332
7	20	19	I. AYAD 1:38.365							

\*\*\* GRID SHEET INCLUDES 3 POSITION PENALTY FOR NO. 20 (I. AYAD) \*\*\*

Chief Timekeeper - Scott Lain

Clerk of Course - Ian Mayberry



www.computime.com.au  
COMPUTIME RACE TIMING SYSTEMS PTY LTD











# Round 3 : April 28 - 30 Queensland Raceway



ASBK.COM.AU    

## bLU cRU OCEANIA JUNIOR CUP Qualifying 2

Date: 29/04/23  
Event: Q05  
Weather: High cloud - Temp.: 26.2C  
Track: Dry - Temp: 31.7C


Started at: 10:53:13  
Laps: 15 Min  
Starters: 19  
Posted at: 11:19

### PROVISIONAL RACE INFORMATION

Time	Description
10:53:13	Event Start
10:53:13	PIT EXIT OPEN
10:56:29	RIDERS #20 AND #48 WILL MISS 1ST 5 MINUTES OF QUALIFYING DUE TO PIT LANE INFRINGEMENTS IN Q1
11:02:48	No. 20 (I. Ayad) to receive a 3 position grid penalty for repeated speeding in pit lane on Friday
11:08:26	Chequered Flag
11:09:42	Rider 26 (Oscar LEWIS) CRASHED TURN 4 - RIDER UP
11:12:12	Event Finish

The results are provisional until the end of the time limit for protests and appeals.

  
.....  
Chief Timekeeper - Scott Lain

  
.....  
Clerk of Course - Ian Mayberry



[www.computime.com.au](http://www.computime.com.au)  
COMPUTIME RACE TIMING SYSTEMS PTY LTD

